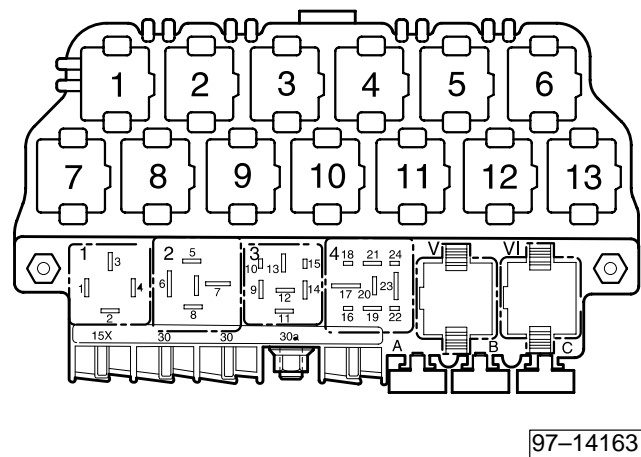


Fog lights and rear fog lights

from October 1997

For alternatives to relay and fuse positions as well as multi-pin connector wiring-see "Fitting locations" section.



Relay locations on 13 position additional relay carrier above the relay plate:

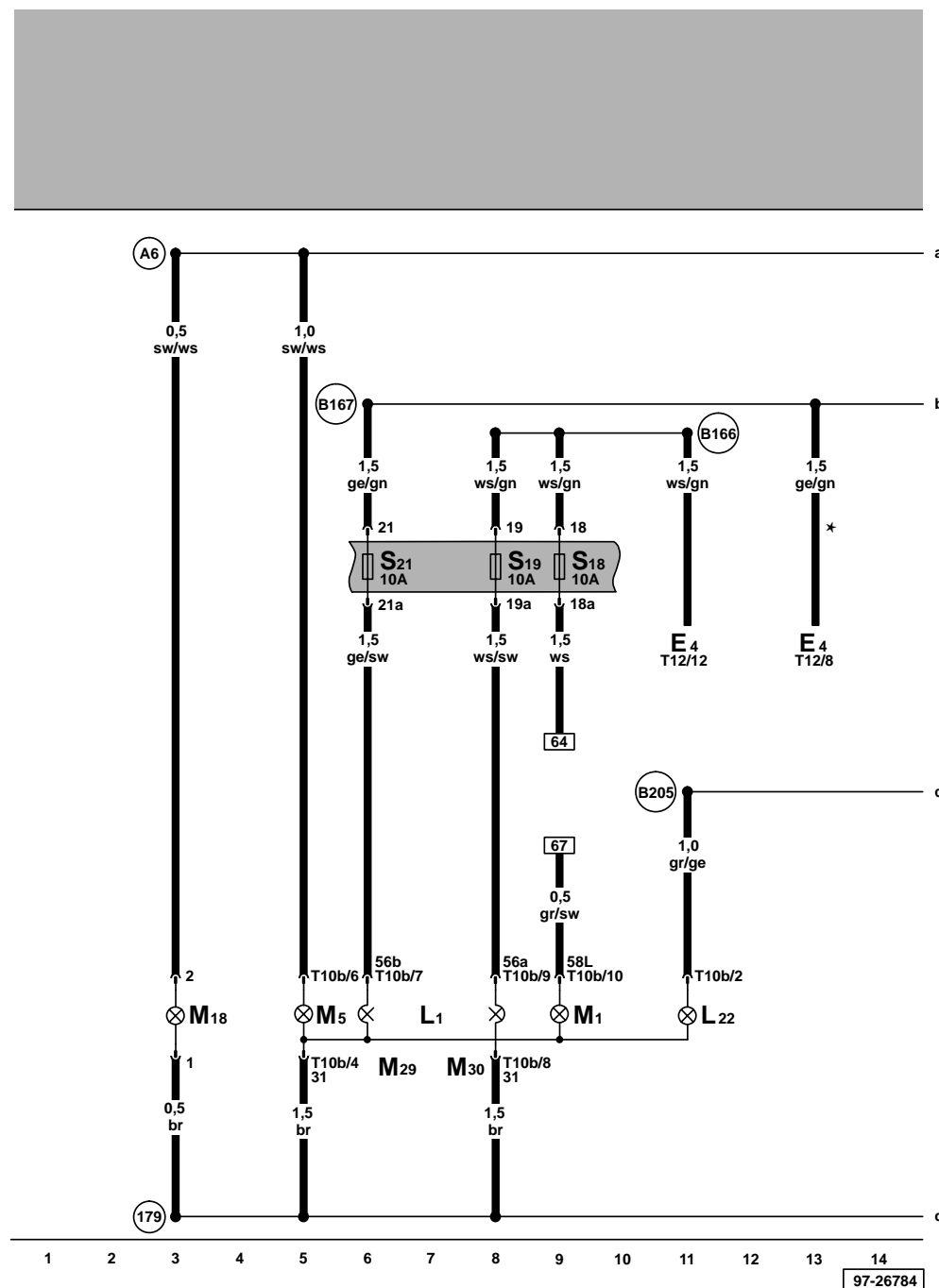
- 1 Fog light relay (53)
- 4 Fog light relay (53)
On vehicles from May 1998

Relay locations on relay plate:

Fuse colours

- 30 A – green
- 25 A – white
- 20 A – yellow
- 15 A – blue
- 10 A – red
- 7.5 A – brown
- 5 A – beige
- 3 A – lilac

Note:
The number in brackets behind the part designation denotes the control number on the housing.



Left fog light, left headlight, left side light, front left turn signal

- E4 - Headlight dipper/flasher switch
- L1 - Twin filament bulb/sealed beam insert, left *
- L22 - Fog light bulb, left
- M1 - Side light bulb, left
- M5 - Turn signal bulb, front left
- M18 - Side turn signal bulb, left
- M29 - Dipped beam bulb, left (only on Golf)
- M30 - Main beam bulb, left (only on Golf)
- S18 - Fuse in relay plate fuse box
- S19 - Fuse in relay plate fuse box
- S21 - Fuse in relay plate fuse box
- T10b - 10-pin connector, on left headlight
- T12 - 12-pin connector

- (179) - Earth connection, in left headlight wiring harness
- (A6) - Positive (+) connection (left turn signal), in dash panel wiring harness
- (B166) - Connection (56a), in interior wiring harness
- (B167) - Connection (56b), in interior wiring harness
- (B205) - Connection (FL), in interior wiring harness

* - Only on Bora

ws = white
sw = black
ro = red
br = brown
gn = green
bl = blue
gr = grey
li = lilac
ge = yellow
or = orange

Right fog light, front fog lights relay, right side light, front right turn signal

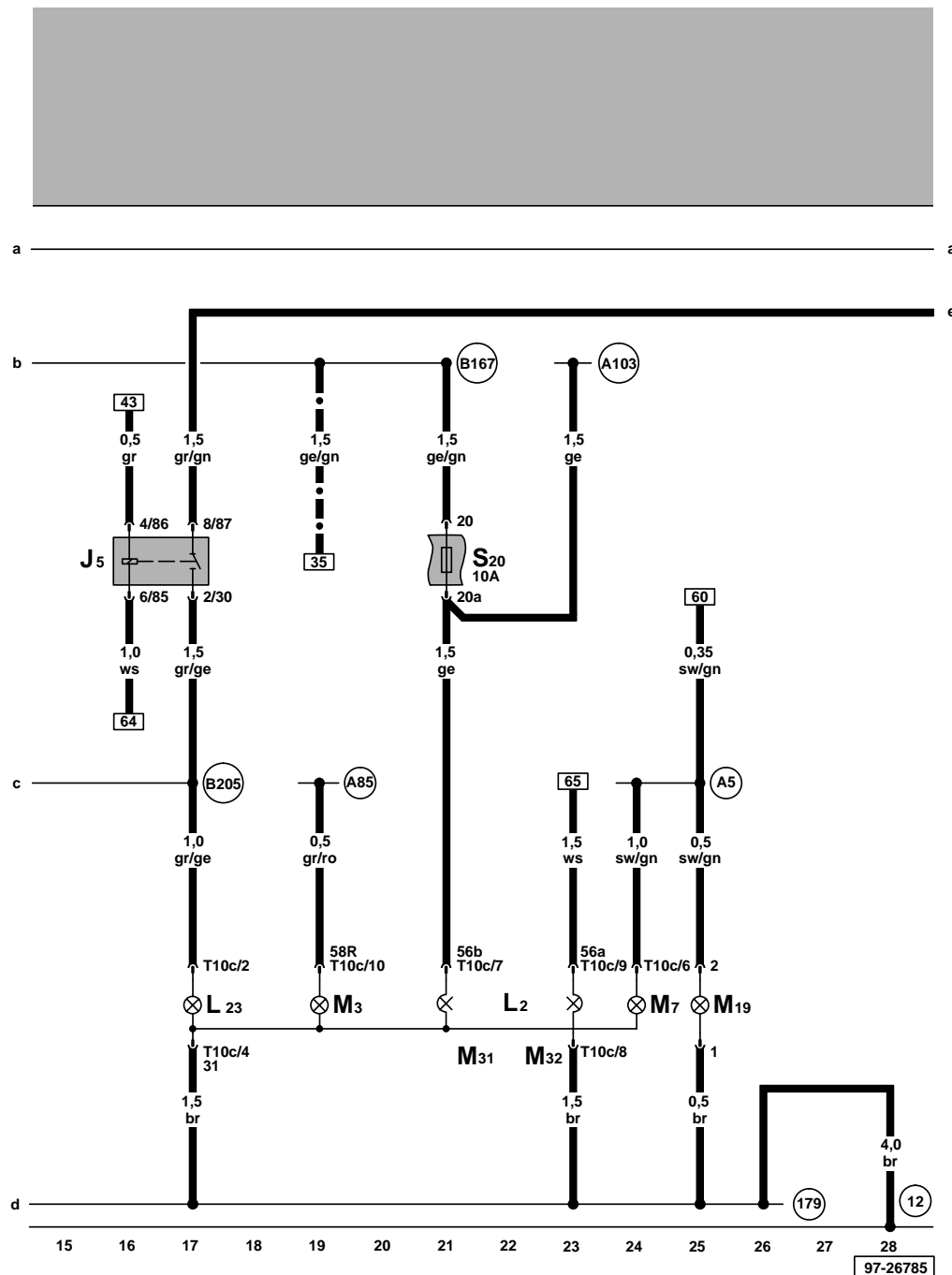
- J5 - Fog light relay, on the additional relay carrier above the relay plate
 L2 - Twin filament bulb/sealed beam insert, right
 L23 - Fog light bulb, right
 M3 - Side light bulb, right
 M7 - Turn signal bulb, front right
 M19 - Side turn signal bulb, right
 M31 - Dipped beam bulb, right (only on Golf)
 M32 - Main beam bulb, right (only on Golf)
 S20 - Fuse in relay plate fuse box
 T10c - 10-pin connector, on right headlight

- (12) - Earth point, in engine compartment, left
 (179) - Earth connection, in left headlight wiring harness
 (A5) - Positive (+) connection (right turn signal), in dash panel wiring harness
 (A85) - Connection (58R), in dash panel wiring harness
 (A103) - Connection -2- (56), in dash panel wiring harness
 (B167) - Connection (56b), in interior wiring harness
 (B205) - Connection (FL), in interior wiring harness

* - Only on Bora

—•—•— Only on Golf

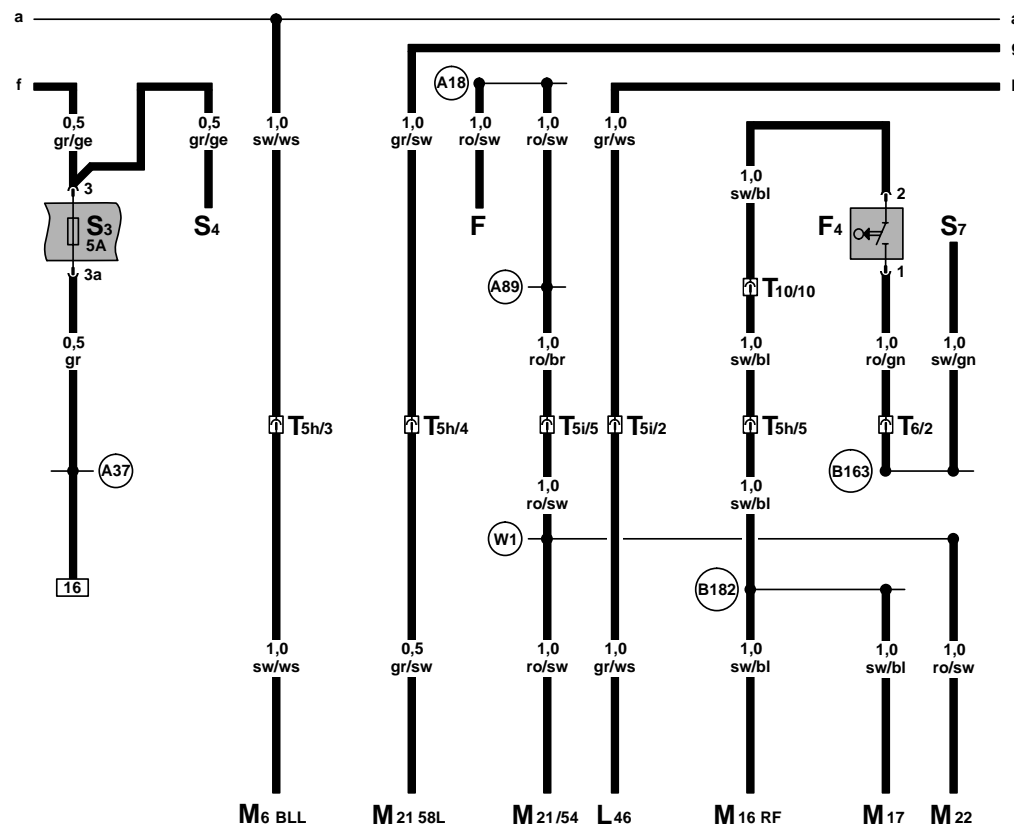
ws = white
 sw = black
 ro = red
 br = brown
 gn = green
 bl = blue
 gr = grey
 li = lilac
 ge = yellow
 or = orange



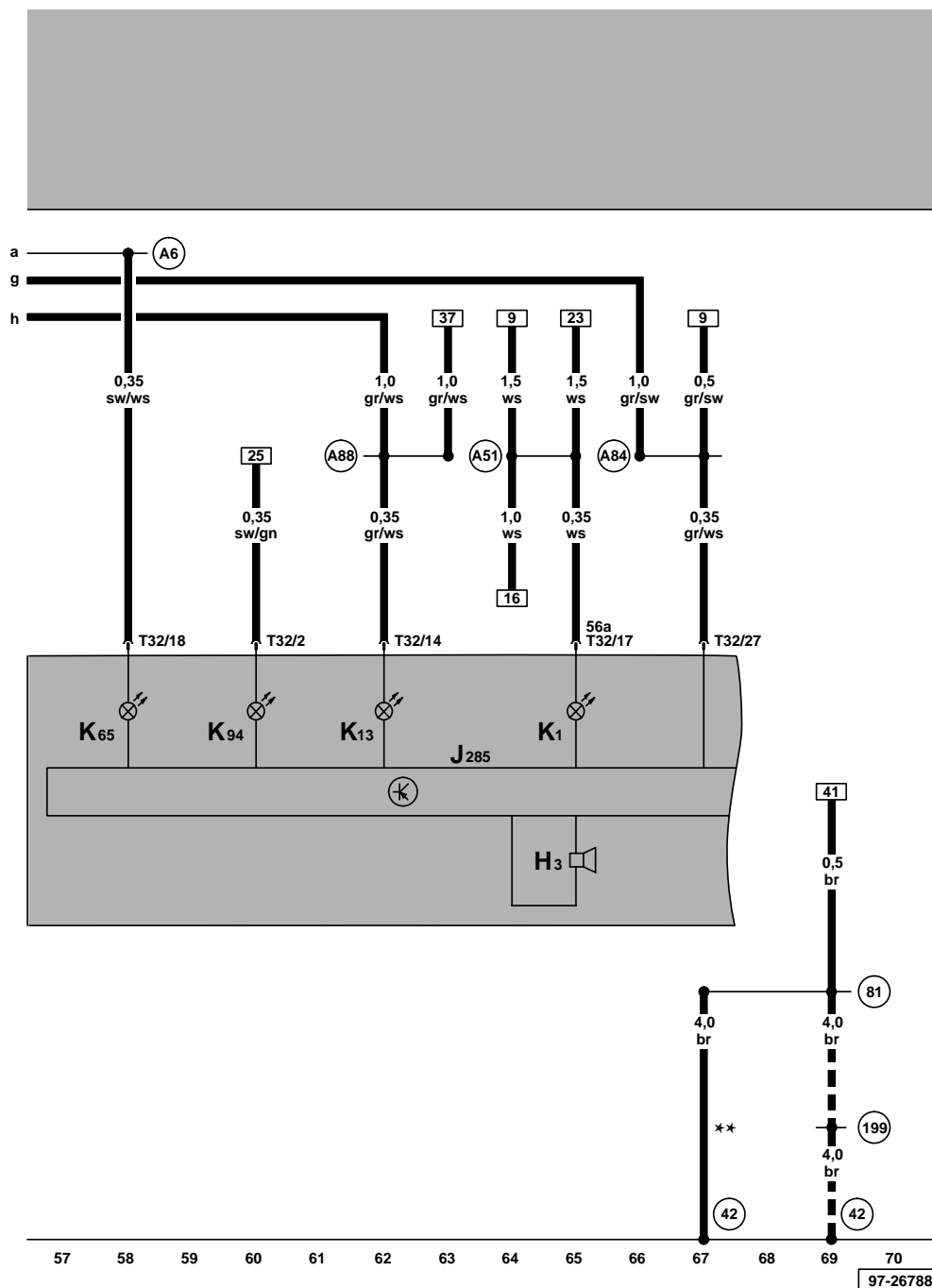


—●—●— Only on Golf

Rear fog light, left tail lights, brake lights, reversing light



- F – Brake light switch
- F4 – Reversing light switch
- L46 – Rear fog light bulb, left
- M6 – Turn signal bulb, rear left
- M16 – Reversing light bulb, left
- M17 – Reversing light bulb, right
- M21 – Brake and tail light bulb, left
- M22 – Brake and tail light bulb, right
- S3 – Fuse in relay plate fuse box
- S4 – Fuse in relay plate fuse box
- S7 – Fuse in relay plate fuse box
- T5h – 5-pin connector, near lower left A pillar, entwined in wiring harness
- T5i – 5-pin connector, near lower left A pillar, entwined in wiring harness
- T6 – 6-pin connector, brown, in protective housing for connectors, on left in plenum chamber
- T10 – 10-pin connector, orange, in protective housing for connectors, in plenum chamber, left
- (A18) – Connection (54), in dash panel wiring harness
- (A37) – Connection (58a), in dash panel wiring harness
- (A89) – Connection -2- (54), in dash panel wiring harness
- (B163) – Positive connection -1- (15), in interior wiring harness
- (B182) – Connection (RL), in interior wiring harness
- (W1) – Positive (+) connection (54), in rear wiring harness



Dash panel insert, turn signal warning lamp, main beam warning lamp, rear fog light warning lamp

- H3 - Buzzer
- J285 - Control unit with display in dash panel insert
- K1 - Main beam warning lamp
- K13 - Rear fog light warning lamp
- K65 - Left turn signal warning lamp
- K94 - Right turn signal warning lamp
- T32 - 32-pin connector, blue

- (42) - Earth point, next to steering column
- (81) - Earth connection -1-, in dash panel wiring harness
- (199) - Earth connection -3-, in dash panel wiring harness
- (A6) - Positive (+) connection (left turn signal), in dash panel wiring harness
- (A51) - Connection (56), in dash panel wiring harness
- (A84) - Connection (58L), in dash panel wiring harness
- (A88) - Connection (RFL), in dash panel wiring harness

- ** - On vehicles from May 1998
- - Only for vehicles up to April 1998